

Thursday, April 23, 2020

2nd Grade

Ms. Vicki

**Please ask your child to write these spelling words 3x each today.**

1. shoe 2. you 3. beautiful 4. group 5. school 6. who 7. chew 8. whose 9. use 10. truth 11. food 12. true

**1st Language Arts:** Sight Word Swat Game:

Put the sight words from page 42-43 on the table or on the wall(might work best if words are on posted notes or index cards) and have your child take turns with you to swat the correct word after you say that word. Let him or her find the word and swat it.(you may use a wooden spoon if you don't have a fly swatter) Set the timer on the clock to see how fast they can find the sight word you have read. Have fun!

**2nd PE:**

St. Bruno P.E.

2nd & 3rd Grade from Coach Paul. Please answer these questions from gym classes with Coach Paul.

1. In the game of Pacman, do you have to stay on the lines?
2. What kind of game is Pacman?
3. When we line up, are we space rangers or space invaders?
4. Why is space important in gym?
5. Name some races we do in gym?
6. Name a sport you bounce a ball?

7. Name a sport you kick a ball?
8. What sport uses a small white ball with red laces on it?
9. Name some ways you can catch a ball?
10. Name some ways you throw a ball?

**3rd: Writing: Creative Writing.** In packet #3 there is a page with a picture of a girl and a puppy in a box. What do you think is going on in this picture? Please tell me what might be happening in this picture. Use capital letters, periods and check your spelling. Look at what the girl is wearing, her expression (is she sad, confused, happy) and how the puppy is acting. You may color your story.

**Give your essay a title, your name, and date.** Think about the following:  
Characters- how many characters are there? Give the main character a name and describe her and the puppy.

Plot- what is the problem that the main character might have that may need a solution? Describe her dilemma (problem)? How do you think she will handle this problem?

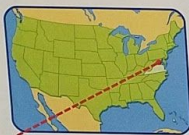
Details- please give details about where they may be (setting of the story)? How did she get there? Where did this box come from? Was she walking home from somewhere?

Conclusion- is the ending of the story. It should tell us how the problem got solved. How she feels. Is everyone happy or sad at the end of the story.

It helps to tell your story using some type of order with words like; First, next, then, and last. Show your story to your parents.

## 4th Social Studies: What makes a good citizen?


### CITIZEN HEROES




## Anna Beavers

Almost 50 years ago, a teacher named Anna Beavers decided to solve a problem in her community. Some children needed better clothes to wear to school.

Mrs. Beavers saw children come to school in clothes that were dirty or torn. Children judged unfairly and made fun of these children because of the clothes they wore.







**BUILDING CITIZENSHIP**  
 Caring  
 Respect  
 Responsibility  
 Fairness  
 Honesty  
 Courage

Mrs. Beavers decided to wash and mend these clothes. If the clothes were too ragged to mend, Mrs. Beavers bought new clothes. She wanted all of the children to have nice clothes. Today, Mrs. Beavers is still helping children look good and feel good about themselves.

Although Mrs. Beavers is retired, she continues helping children in her Virginia community. She mends clothes. She teaches children who are sick or behind in school. Anna Beavers respects people, including children, and is very caring. She does good deeds for others and believes in fairness for all.

★ Fairness in Action ★  
 What can you do to treat others fairly?

158
159

Please read about this citizen and discuss with your parents.  
 Answer the following questions by circling the correct choices.

1. What makes a good citizen? Being fair, patience with people, a good listener, mean or funny?
2. What unfair problem did Ms. Beavers see happening with the children? They were punished, hurt, or teased because of the clothes they had.
3. How did Ms. Anna help solve the problem? She took the children to her house, she called the Police, or she washed and bought new clothes for the children.

**5TH Math:** Lesson 7.6- The value of a \$1.00 bill. Please watch my video about counting coins to equal \$1.00 or 100 pennies. Then in packet #3 you will find a worksheet labeled, Counting Money up to \$4.00.

Answer the questions by counting up the value of the dollars and coins. Let's do the first one together. The box on the left shows a dollar bill with the #3 next to it. That means it is \$3. Then the picture of the quarter has a #2 so that is worth 50 cents, then 1 dime is 10cents, two nickels are 10cents and 0 pennies is worth 0. How much money in all? If you add \$3dollars+ 2 quarters+1 dime+2 nickels+ 0 pennies you will get: \$3. 70

<https://youtu.be/oLFRTaXmh90>

**6th- SuperKids: More practice with the oo sound.**

In packet #3 you will find pg. 74.

Please complete the questions 1-5, 1-4 and star section 3 &4 by selecting the correct word from your list of words on the left side.

**Also in your #3 packet please work on the L family blends.**

List as many words as you can for each consonant blend; bl=block, cl=clam, fl=fly, pl=plane. Have fun!

**7th- Read your assignments in EPIC!**

**Please log in to EPIC! It's free.**

**Don't forget to mark your readings in your log sheet and send to me:)**

**Here is a book about spiders that you can read on your own or have the computer read it to you.**

<https://www.education.com/game/all-about-spiders-level-k/>